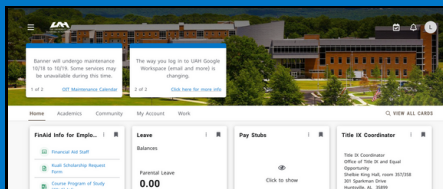


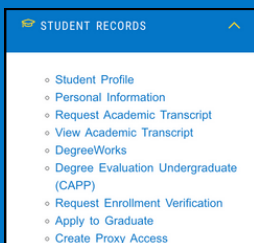
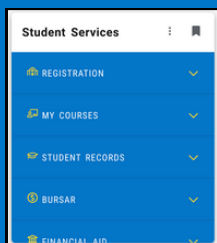
Course Selection

When choosing the courses to register for, the process can be completed two different ways. To select the courses yourself, you can utilize your DegreeWorks to see which courses are left in your program of study. If you are unsure or would like help in selecting courses, you can schedule an appointment with your academic advisor, who will help you select the best courses to register for.

To Use DegreeWorks:



1) Login to your MyUAH account and open the dashboard.



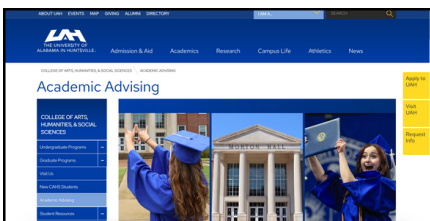
2) Find the Student Services card. Click on the Student Records dropdown menu. Click on DegreeWorks from the menu.

Minimum 31-33 Credit Hours Required	
Minimum GPA Met	
English Requirement	EH 530 EH 551
English Literature Requirement	EH 500 EH 542 EH 554 EH 565

3) The legend explaining the meaning of each symbol is located at the bottom of the page. Use this legend to find which areas of your program of study are incomplete. Within these areas, the specific courses or number of hours needed will be listed.

To Schedule an Advising Appointment:

1) Each college has their own Academic Advising office. Find the Academic Advising page for your college.



2) You can find the advisor assigned to your major, contact information for your advisor, and a link to schedule an appointment. Email your advisor or meet with them in person for assistance with course selection.

